

Indigo Dashboard Tutorial

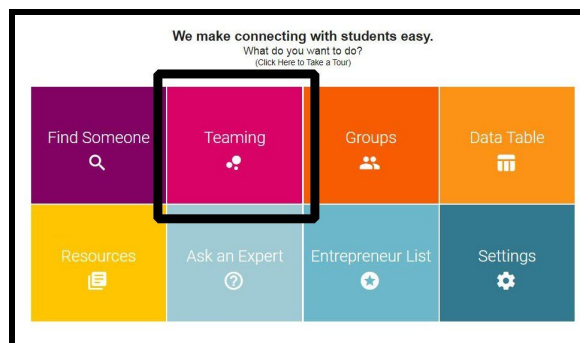
Teaming

The Teaming tile is used to create different types of teams based on existing groups in the dashboard. For information on creating groups, see the Groups procedure.

Video tutorial for Teaming: <https://vimeo.com/360887325>

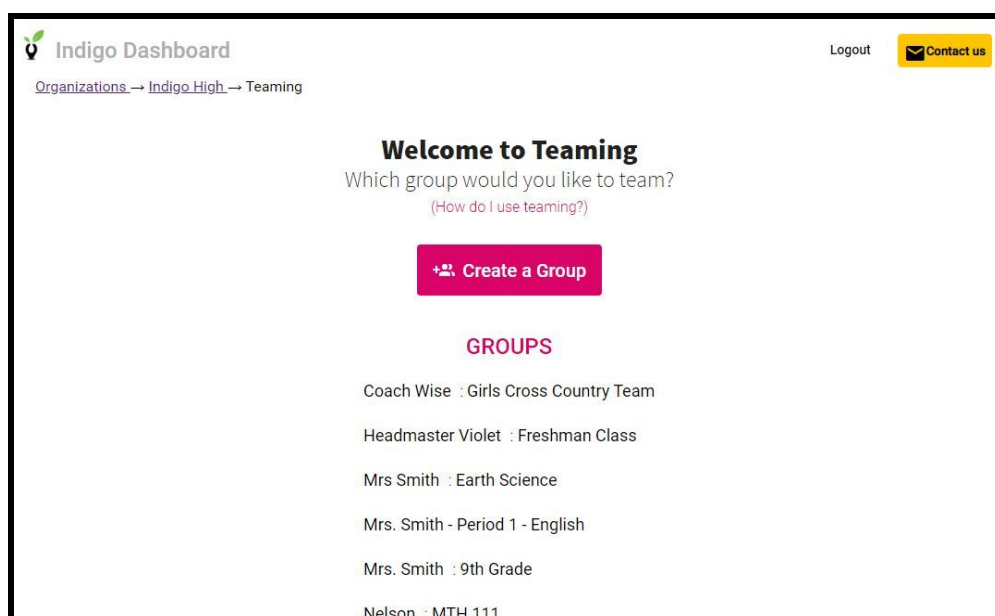
Forming Teams

Click on the **Teaming** tile.

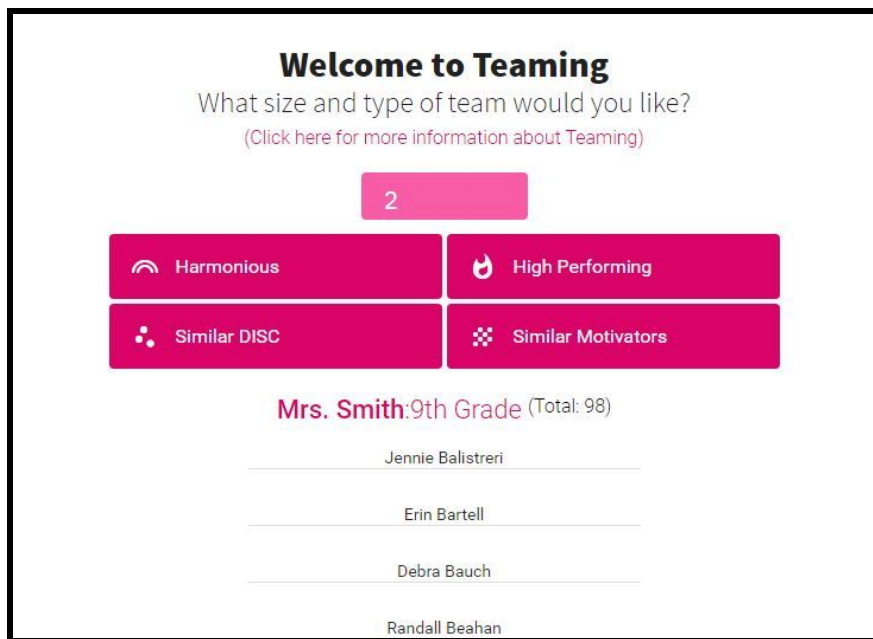


In **Teaming**, you will see a list of the groups in your dashboard. If you would like to create teams for an existing group, select that group. If you would like to create teams for a different set of people, click on the **Create a Group** button at the top of the page.


For more detailed instructions about creating a group, see the Groups procedure.



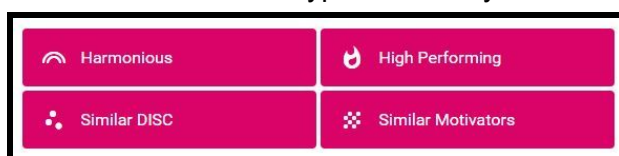
Once you have clicked a group, you will see another screen with teaming options. Below the teaming options is the name of the group you selected and a list of the people in the group.



First, enter the ideal number of people in each team. You can type in a number or use the arrows. Teams may not have the exact number of students, depending on the best fit of the teams.



Next, select the type of team. There are four types of team you can create.



Harmonious: Teams of students with similar DISC profiles as well as similar Theoretical, Aesthetic, and Social motivators. Aligning behavioral traits and key motivators in this way will help to foster intragroup harmony and cooperation.

High Performing: Teams with varied DISC profiles so that students within each group are temperamentally inclined toward different kinds of tasks (e.g., a high Dominance student might be more inclined toward giving oral presentations, while a high Compliance student might be more inclined toward detail-oriented research).

Similar DISC: Teams of students with similar behavioral traits.

Similar Motivators: Teams of students with similar motivators.

When you click on the team type, your teams will be generated.

Harmonious

(Total population: 98)

Print **Export**

Team 1:

| First | Last | G | D | I | S | C | Th | Ut | Ae | So | In | Tr |
|----------|-------------|---|----|----|----|----|-----|-----|-----|-----|-----|-----|
| Erin | Bartell | F | 9 | 64 | 86 | 71 | 6.5 | 2.9 | 7.2 | 6.3 | 1.5 | 5.7 |
| Randall | Beahan | M | 24 | 54 | 86 | 58 | 4.8 | 1.2 | 6.8 | 8.3 | 7.3 | 1.5 |
| Pamela | Champlin | F | 22 | 86 | 70 | 34 | 7.0 | 3.3 | 7.3 | 6.5 | 2.5 | 3.3 |
| Pat | Johnston | M | 16 | 72 | 86 | 45 | 7.8 | 0.7 | 6.7 | 8.3 | 2.7 | 3.8 |
| Heidi | King | F | 12 | 75 | 88 | 48 | 6.0 | 3.3 | 9.0 | 6.8 | 2.7 | 2.2 |
| Harold | Kris | M | 15 | 82 | 90 | 34 | 3.7 | 3.8 | 6.2 | 7.8 | 5.3 | 3.2 |
| Courtney | Rohan | F | 17 | 66 | 84 | 52 | 6.3 | 2.8 | 4.5 | 9.2 | 2.7 | 4.5 |
| Gwen | Satterfield | F | 7 | 82 | 90 | 52 | 4.3 | 1.2 | 8.5 | 8.7 | 4.7 | 2.7 |

Team 2:

| First | Last | G | D | I | S | C | Th | Ut | Ae | So | In | Tr |
|---------|-----------|---|----|----|----|----|-----|-----|-----|-----|-----|-----|
| Debra | Bauch | F | 53 | 68 | 66 | 26 | 6.5 | 7.0 | 4.2 | 2.5 | 6.8 | 3.0 |
| Frankie | Dickinson | M | 59 | 92 | 57 | 8 | 7.5 | 6.5 | 2.3 | 1.8 | 8.2 | 3.7 |
| May | Hermiston | Z | 42 | 56 | 68 | 45 | 5.7 | 5.0 | 4.7 | 2.3 | 7.0 | 5.3 |
| Ruby | Jerde | F | 32 | 84 | 65 | 34 | 6.5 | 3.3 | 6.8 | 2.3 | 5.3 | 5.7 |
| Steve | Koelplin | M | 48 | 62 | 65 | 38 | 4.2 | 5.8 | 3.5 | 4.2 | 7.2 | 5.2 |
| Bruce | O'conner | M | 65 | 68 | 65 | 15 | 5.0 | 4.8 | 3.5 | 2.2 | 9.3 | 5.2 |
| Donald | Padberg | M | 26 | 86 | 70 | 28 | 4.0 | 8.5 | 3.0 | 2.8 | 7.5 | 4.2 |
| Sabrina | Smith | F | 36 | 75 | 84 | 22 | 6.2 | 5.5 | 3.3 | 1.2 | 8.0 | 5.8 |

Team 3:

| First | Last | G | D | I | S | C | Th | Ut | Ae | So | In | Tr |
|-----------|--------------|---|----|----|----|----|-----|-----|-----|-----|-----|-----|
| Jennie | Ballistreri | F | 14 | 22 | 95 | 85 | 6.5 | 6.0 | 5.3 | 7.8 | 1.5 | 2.8 |
| Freddie | Heidenreich | M | 24 | 52 | 77 | 71 | 3.8 | 7.0 | 4.2 | 6.5 | 4.0 | 4.5 |
| Kate | McClure | F | 38 | 32 | 66 | 81 | 5.8 | 3.7 | 6.8 | 8.3 | 2.8 | 2.5 |
| Josephine | Pfannerstill | F | 37 | 72 | 74 | 28 | 6.5 | 4.5 | 4.2 | 6.8 | 3.5 | 4.5 |
| Gretchen | Pouros | F | 12 | 8 | 94 | 94 | 7.7 | 1.7 | 6.0 | 6.7 | 3.7 | 4.3 |
| Marjorie | Reichert | Z | 38 | 36 | 64 | 81 | 4.8 | 3.2 | 7.8 | 5.7 | 5.0 | 3.5 |
| Jeff | Spencer | M | 16 | 32 | 94 | 74 | 4.3 | 3.3 | 6.7 | 6.5 | 3.3 | 9.6 |
| Walter | White | M | 15 | 42 | 88 | 81 | 3.0 | 3.5 | 5.2 | 9.5 | 2.5 | 6.3 |

Team 4:

| First | Last | G | D | I | S | C | Th | Ut | Ae | So | In | Tr |
|-------|---------|---|---|----|----|----|-----|-----|-----|-----|-----|-----|
| Erin | Bartell | F | 9 | 64 | 86 | 71 | 6.5 | 2.9 | 7.2 | 6.3 | 1.5 | 5.7 |

After the teams are generated, you can use the **Print** and **Export** buttons at the top of the page to keep a record of the teams. Otherwise, teams will not be saved.

The image shows two side-by-side screenshots. On the left is a print dialog box for an HP OfficeJet Pro 8610, with options for destination, pages, copies, layout, color, paper size, pages per sheet, margins, and scale. On the right is a Microsoft Excel spreadsheet titled 'Headmaster_Violet_Freshman_Class_Harmonious_2019-2020-12'. The spreadsheet contains columns for Name, Gender, and various subject scores (Dominant, Influence, Steadiness, Complicated, Theories, Utilitarian, Aesthetics, Social, Individu, Tradition, Team). The data is organized into rows for each team member.

Click on “How do I use teaming?” on the main teaming screen for more suggestions.

Any questions?
 Email dashboardrequests@indigooproject.org
 or use the **Ask an Expert** tile in the dashboard.